

POSTER



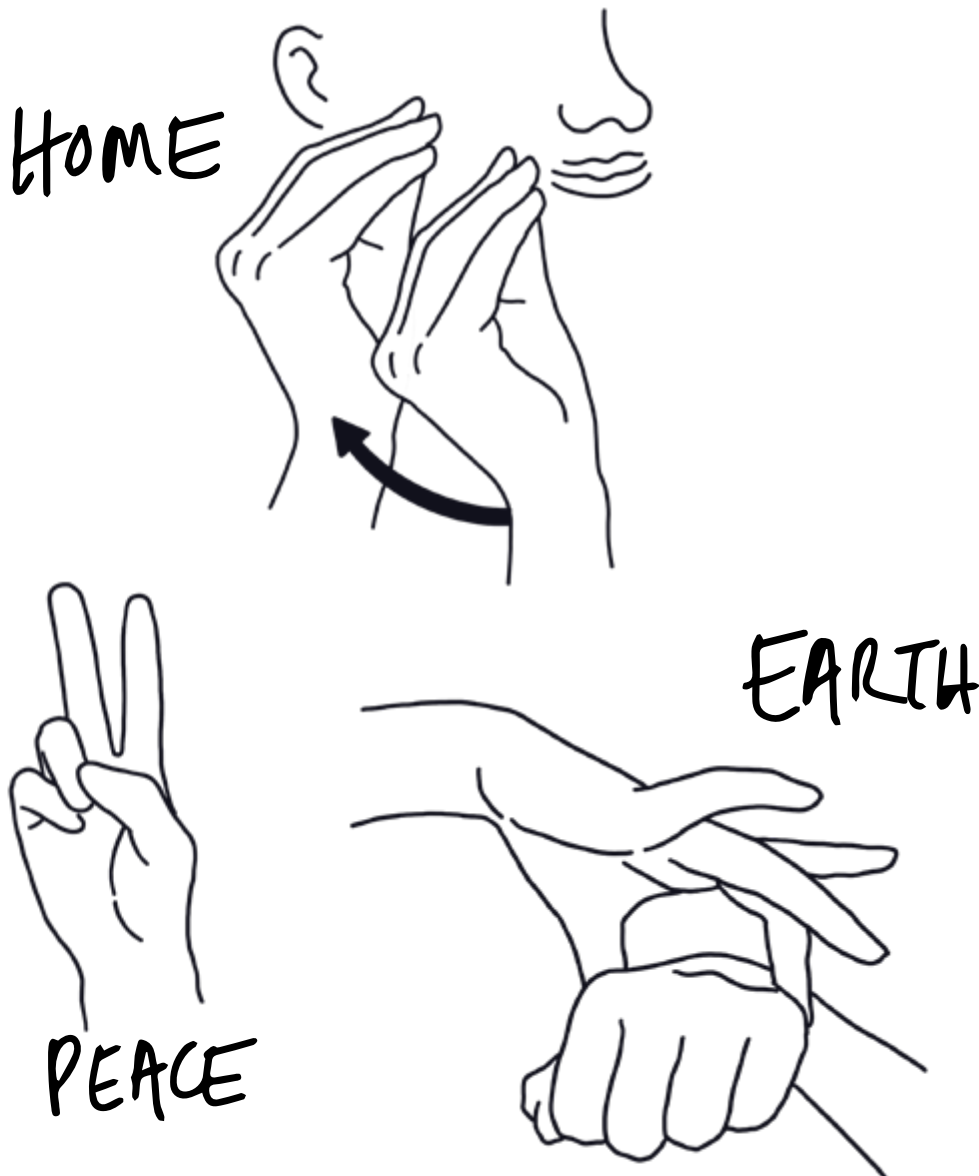
FOR

kids

perform

Try these American Sign Language (ASL) gestures for “peace,” “home,” and “earth”—three of the main themes in *Freak Power*. Find a poster that connects to each theme and practice the corresponding ASL gesture in front of it.

Note that your dominant hand should do the signing!






draw

Many of the posters in this exhibition include symbols.

A symbol is a picture with a meaning.

For example, a heart  often means “love.”

- Can you find a flag , a bird , and a mouth  in the posters?
- What other symbols can you find in the exhibition?

Draw them in the box below.



create

Locate these two posters.

If you had to recreate one of them, how would you make it?

List the steps, materials, and colors you would need.

Try this process at home and create a poster that includes your own handprints.



steps	materials	colors
Put in the correct order	Fill in the blanks	Circle the colors in the posters
__ Paint or color-in the background __ Clean up your workspace __ Write your text __ Draw the shapes __ Make your handprints (either with paint or trace the outline of your hand and color it in) __ Gather your materials __ Let the background dry	1: __aper 2: Pa__t 3: T_wel 4: __tencils 5: W__er 6: Rul_r 7: __ark_rs	Cherry Red Eggplant Purple Navy Blue Ultramarine Blue Forest Green Neon Pink Tangerine Orange Canary Yellow Jet Black Ghost White Cinnamon Brown

Check the answers at posterhouse.org/learn