

# CLEOPATRA JONES AND THE CASINO OF GOLD

6ft. 2in. of  
dynamite  
explodes  
into  
action.



# Kids

POSTER

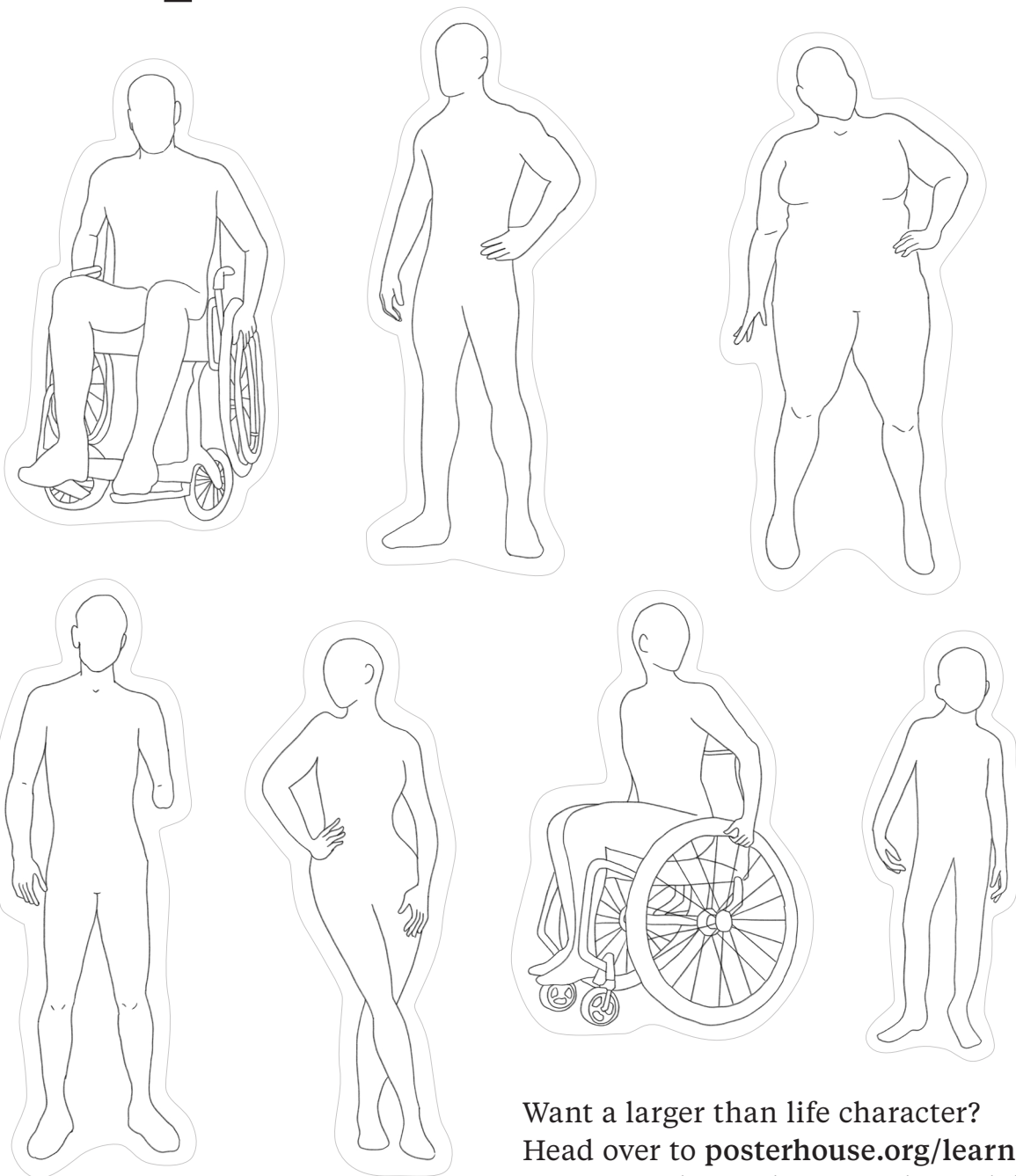
FROM



In the spirit of our exhibition *You Won't Bleed Me*—a show about the beautiful, charismatic, and strong Black characters and superheroes of 1970s action movies—Poster House invites you to use this activity card to design your own superhero movie poster!

# step 1





Select and cut out a model from the options below for your main character.



Want a larger than life character?  
Head over to [posterhouse.org/learn](https://posterhouse.org/learn)  
to print and cut a larger scale model.

# step 2

A successful movie poster is eye-catching and uses color to help tell the story. At home, color each of these 4 boxes with different colors you want to use on your movie poster.



# step 3

Give your movie a title! Who is your main character? What is their story? Write your movie title and a brief summary of the story on the lines below.


# step 4

Lights, Camera, Action!

Using the box below, design your action-packed movie poster. Put the work you did in Steps 1-3 together in the image. When you are happy with your poster, have your adult take a photo and consider sharing it with us via social media, tagging @posterhousenyc.

